

EN KEETEC GPS SNIPER the application for mobile devices with iOS Apple iPhone

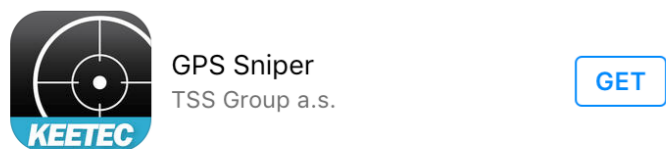
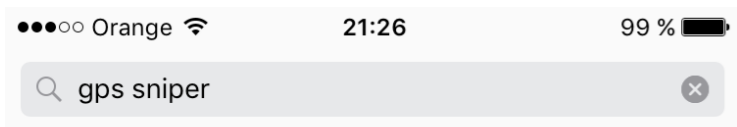
There is assigned application Keetec GPS Sniper for easy and comfortable management on the tracker Keetec GPS. The application for phone APPLE iPhone with iOS is available on APP STORE.

*** Downloading and installation is free ***

The communication between application and tracker is realizing by SMS commands. These commands are automatically generated with application.

In order to avoid of unwanted command SMS to be sent is necessary acknowledge each SMS by tap on icon SEND in menu MESSAGES. This message window is automatically opened. The SMS format and recipient are automatically defined by application.

Pictures with Application Keetec GPS Sniper on APP STORE:



If the App is launched for the first time is necessary to set the parameters of the vehicle.

Tap on the icon "+" localised on middle of the screen.

Fill all entries about your vehicles.

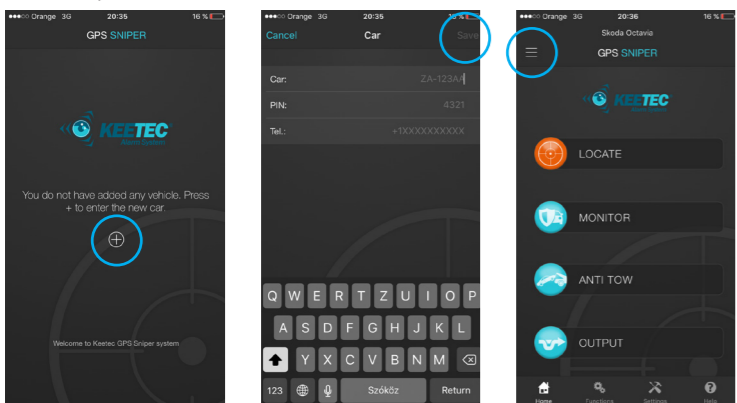
Car: Description of vehicle (example: brand, model, licence plate)

PIN: the PIN code is necessary for using of tracker in vehicle (default code 4321)

Tel.: the Phone number of SIM card which is inserted in tracker.

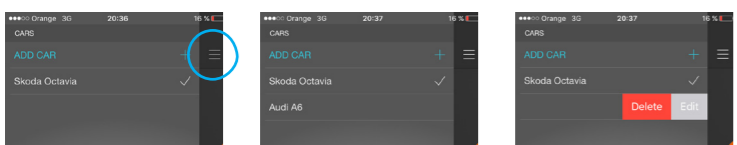
When all informations are correctly filled then tap on the "Save" on the top right of the screen.

Immediately after that the App will switch on the active mode and the Basic Window will open on the screen.



Adding other vehicles to GPS Sniper is possible too. For this, you must tap on the top right icon into border of screen. The list of active vehicles will appear. Tap on the icon ADD CAR "+". Now, you can fill information about other car and confirm it by tap on the icon "Save". New active car list is immediately generated and showed on the screen.

To choose the actual controlled car is possible by simple tapping on the name of the car. The car description menu is activated by finger - just sliding from right to left over the car name.



If the inserted information is correct, it is possible to realise the first functional test of the tracker. Please, try to localise the vehicle by applications.

All commands are executed by short tapping on the chosen icon on the screen. You must acknowledge sending of SMS message by tapping on "SEND" icon, in the case that you use command which automatically send the confirming SMS message.

DESCRIPTION OF FUNCTIONS

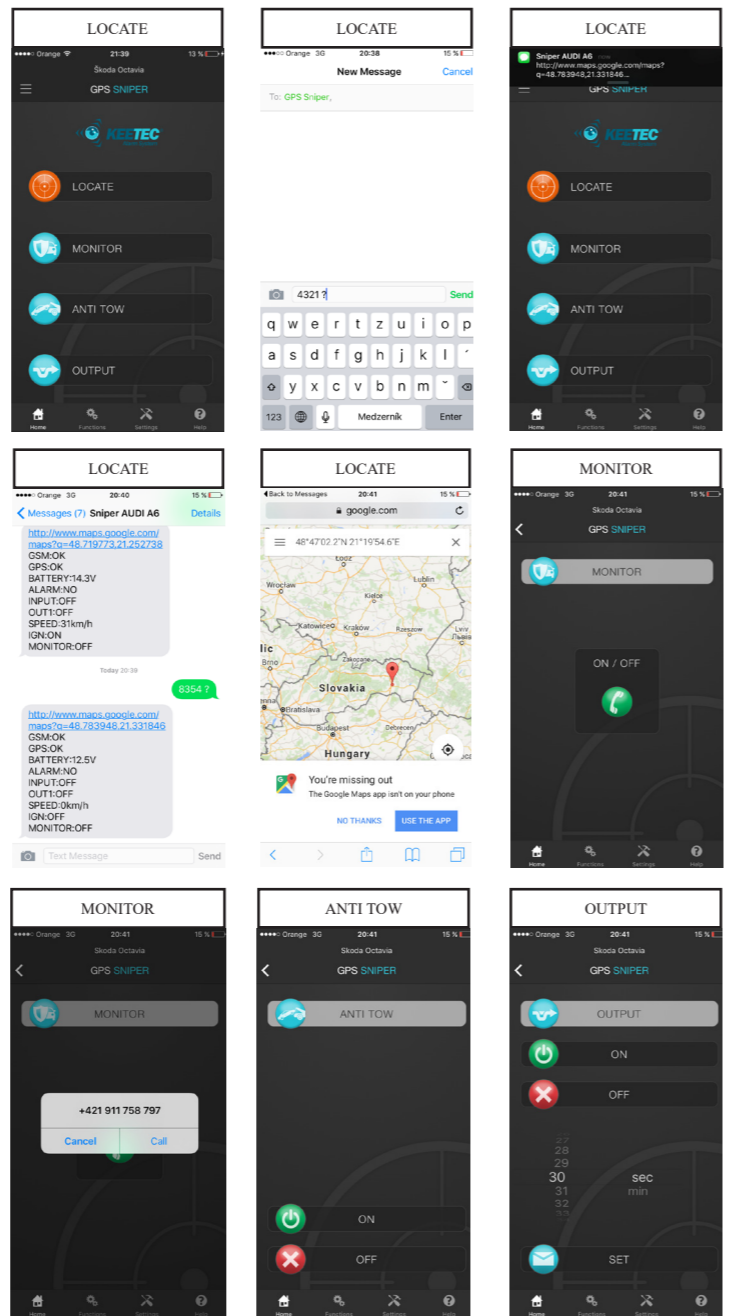
Window HOME:

LOCATE: Current status and the GPS coordinates will be shown. In arrived SMS message tap on the link and the vehicle position will be shown. For correct viewing this position on the map, the phone must be connected to the Internet (by WiFi or GPRS).

MONITOR: The higher level GPS protection higher level mode will be activated or deactivated. The voice calling with listening of interior is realised by the phone. Calling is terminated by tapping on icon "ON/OFF". The Keetec GPS Sniper will be triggered when the vehicle starts moving.

ANTI TOW: Possibility to activate or deactivate the anti tow protection. The SMS message will be sent when a car starts moving. The ignition circuit will be blocked, too.

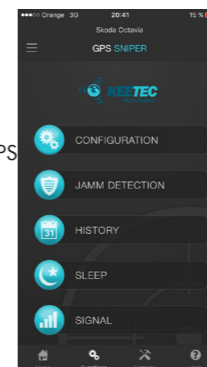
OUTPUT: Possibility to activate or deactivate auxiliary output for chosen time by "User". Usable for control of additional device, webasto, etc.



DESCRIPTION OF FUNCTIONS

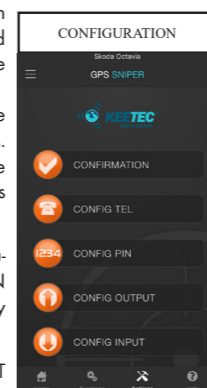
Window FUNCTIONS:

- CONFIGURATION: current configuration will be sent
- JAMM DETECTION: activate/deactivate detection of GSM jammer
- HISTORY: list of event and alert history
- SLEEP: activate of "SLEEP" mode, consumption of the GPS and GSM modules will be reduced
- SIGNAL: show current strength of GSM/GPS signal
- RING: activate/deactivate of calling when alert
- TILT: the sensitivity setting of the tilt sensor
- PARKING: parking timer with navigation function
- SPEED: the maximum allowed speed setting
- BATTERY: the value setting for protection of the battery discharge



Window CONFIGURATION:

- CONFIRMATION: enable/disable sending of confirmation SMS messages. When command will be executed by locator, then confirmation sms message will be sent, too.
- CONFIG TEL: possibility to adding or editing the phone numbers for communications with authorized users. Is possible use up to 3 phone numbers. This phone numbers will be used for sending all SMS messages and alert calling.
- CONFIG PIN: possibility to change the PIN code for authorization of using the system functions. Default PIN code is 4321 and should be changed immediately after installing the system into vehicle.
- CONFIG OUTPUT: function setting for control of output OUT 1 and OUT 2
 - OUT 1- mode User: output will activate after command from user. Tap to icon "OUTPUT" in window "HOME". Output will be active during selected time. Convenient for control of additional device, webasto, parking light, etc.
 - mode Status: output is active if protection "MONITOR" is triggered. Convenient for connecting of signalisation LED diode, or additional engine blocking, etc.
 - OUT 2- mode 30 sec: output 2 is active during 30 seconds continuously when system will be triggered (for siren)
 - mode 60 sec: output 2 is active during 60 seconds interruptive when system will be triggered (for klaxon)
- CONFIG INPUT: set the duration of trigger impulse (from car alarm) which starts alerts of the system.
- CONFIG TEXT: possibility to change the text of alert SMS message by user requirements.
- CONFIG DISTANCE: possibility to set ranges for the GPS protection "MONITOR" and "ANTI TOW". When this values will be exceeded, the system will be triggered and an alert SMS messages will be sent.
 - Period: setting of interval for sending of GPS coordinates when the system will be triggered by function "GPS protection". (If the GPS alert is active and vehicle is moving, every this interval in km the SMS messages with GPS coordinates will be sent).
 - Count: value of maximal number of dispatched SMS messages when the system will be triggered by function "GPS protection".
 - Distance: setting of value in km, how distance from actual position will be taken as alert (if vehicle is in parking place, then if this value will be exceeded the system will be triggered).
- APP LOCK: possibility to activate protection from unauthorized using of application. When APP LOC is active, every launch of application must be acknowledged by entering of PIN CODE.
- DEFAULT: all configurations of the GPS Sniper will be set on factory values, also the PIN code.



APPLICATION WINDOWS

